

AZ9550 - AZ9550A

HIGH PERFORMANCE FADE-OUT THINNER



PRODUCT DESCRIPTION

AZ9550 – AZ9550A HP Fade-Out Thinner is ideal when using Cromax new generation clears. It allows a smooth and invisible spot repair with an effortless end finish.

An ideal Fade-Out Thinner for use with our Cromax new generation clears.

FEATURES

- 01** Fast and easy system to smoothen out fade-out areas.
- 02** Easy polishability.
- 03** Part of the Fast Repair concept.
- 04** High quality end finish.

TECHNICAL DATA SHEET

AZ9550 - AZ9550A

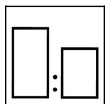


HIGH PERFORMANCE FADE-OUT THINNER

Product preparation - application Standard



It is strongly recommended to use appropriate personal protection equipment during application to avoid respiratory, skin and eye irritation.



| Can be used with: | |
|-------------------|--|
| 2K Activated | CC6500 High Performance VOC Clear |
| 2K Activated | CC6750 Ultra Performance Energy System Clear |
| 2K Activated | 3060S EFFICIENCY CLEAR |

For recommended instructions see following pages.



Not applicable

VOC compliant

This product mix is not VOC compliant.

TECHNICAL DATA SHEET

AZ9550 - AZ9550A



HIGH PERFORMANCE FADE-OUT THINNER

Product preparation - application Spray can

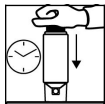


It is strongly recommended to use appropriate personal protection equipment during application to avoid respiratory, skin and eye irritation.



| Can be used with: | |
|-------------------|--|
| 2K Activated | CC6500 High Performance VOC Clear |
| 2K Activated | CC6750 Ultra Performance Energy System Clear |
| 2K Activated | 3060S EFFICIENCY CLEAR |

For recommended instructions see following pages.



Not applicable

VOC compliant

2004/42/IIB(e)(840) 810: The EU limit value for this product (product category: IIB(e)) in ready to use form is maximum 840 g/l of VOC. The VOC content of this product in ready to use form is maximum 810 g/l.

TECHNICAL DATA SHEET

AZ9550 - AZ9550A



HIGH PERFORMANCE FADE-OUT THINNER

Fade-out method for VOC Clearcoat



Polish the fade-out area with a coarse polish compound and wipe off all residues. Sand the transition zone towards the fade-out area with e.g. 3M Trizact P3000 Fine Finishing Disc or similar abrasives from other suppliers. Clean the prepared area with 3911WB Waterborne Final Clean.

Mix CC6500 High Performance VOC Clear, CC6750 Ultra Performance Energy System Clear or 3060S Efficiency Clear according the TDS recommendations. Overcoat Basecoat with ready-to-spray CC6500 High Performance VOC Clear, CC6750 Ultra Performance Energy System Clear or 3060S Efficiency Clear. Fade-out the clear in staggered coats with reduced pressure onto the sanded area and till the edge of the polished area.

Apply, within 5 minutes, pure AZ9550 High Performance Fade-Out Thinner in several thin coats with reduced pressure (when using spraygun) into the polished area. Dissolve the overspray and smoothen the transition zone of the clearcoat. Dry according the TDS recommendations of the respective clear. Additional IR drying of the fade-out area may reduce the risk of roll-ups.

If required, soft sand the transition zone after drying and cooling depending on the finish to be achieved e.g. with 3M Trizact P3000 or comparable.

Polish using a rotary polish machine. Make sure to control contact pressure and direction of rotation from the closed clearcoat film to the fade-out area.

TECHNICAL DATA SHEET

AZ9550 - AZ9550A

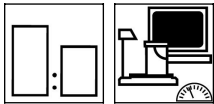


HIGH PERFORMANCE FADE-OUT THINNER

Products

AZ9550 High Performance Fade-Out Thinner
AZ9550A High Performance Fade-Out Thinner

Product mix



Mixing ratios with special agents are available in the productmix table on ChromaWeb and in the specific TDS.



Clean after use with a suitable solventbased guncleaner.

Remarks

- AZ9550 High Performance Fade-Out Thinner should be used with CC6500 High Performance VOC Clear, CC6750 Ultra Performance Energy System Clear or 3060S Efficiency Clear.
- AZ9550 High Performance Fade-Out Thinner cannot be mixed 1:1 ratio with CC6500 High Performance VOC Clear and CC6750 Ultra Performance Energy System Clear.

Consult Safety Data Sheet prior to use. Observe the precautionary notices displayed on the container.

All other products referred to in the refinish build up are from our Cromax product range. System properties will not be valid when the related material is used in combination with any other materials or additives which are not part of our Cromax product range, unless explicitly indicated otherwise.

For professional use only! The information provided in this documentation has been carefully selected and arranged by us. It is based upon our best knowledge on the subject at the date of issuance. The Information is given for information purposes only. We are not liable for its correctness, accuracy and completeness. It is up to the user to check the information with regard to up-to-dateness and suitability for his intended purpose. The intellectual property in this Information, including patents, trademarks and copyrights, is protected. All rights reserved. The relevant Material Safety Data Sheet and Warnings displayed on the product label need to be observed. We may modify and/ or discontinue operation of all or portions of this Information at any time in our sole discretion, without notice and assume no responsibility to update the Information. All rules set forth in this clause shall apply accordingly for any future changes and amendments.