

PS1081 - PS1084 - PS1087

ULTRA PERFORMANCE ENERGY SURFACER



PRODUCT DESCRIPTION

Based on new chemistry, PS1081 - PS1084 - PS1087 Ultra Performance Energy Surfacers from Cromax leads to a much more productive preparation process. With a very impressive air-drying performance, it's ideal for all bodyshops who would like to break throughput records.

A new surfacer that breaks records for throughput.

FEATURES

- 01** Very impressive air-drying performance. It can be sanded from as quickly as 20 minutes after air drying, depending on local climate conditions. IR and low bake with shortest drying times are possible too.
- 02** The high-quality appearance, with a smooth surface, provides outstanding gloss hold-out after top coating.
- 03** Easy to apply, in up to four coats, with very good vertical stability.
- 04** Simple 1:1 mixing ratio with AR7802 Energy Surfacers Activator.
- 05** On metal substrate, the use of PS1800 Metal Pretreatment Wipes is mandatory.
- 06** Spot repairs, small area repairs, refinishing of parts, in fact any type of repair of any size can be handled at the same time, thanks to air-drying.
- 07** Part of the ValueShade concept: available in white (VS1), grey (VS4), and black (VS7).
- 08** In combination with the AZ9700 Ultra Performance Plastic Additive it can be used for direct to plastic refinishing of most commonly used plastic substrates on passenger cars.

TECHNICAL DATA SHEET

PS1081 - PS1084 - PS1087

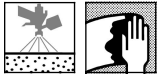


ULTRA PERFORMANCE ENERGY SURFACER

Product preparation - application STANDARD SANDING



It is strongly recommended to use appropriate personal protection equipment during application to avoid respiratory, skin and eye irritation.



Steel, galvanised steel and soft aluminium, sanded and cleaned, treated with PS1800 Metal Pretreatment Wipes
 Old or original paintwork well sanded and cleaned.
 OEM Primer (e-coat), sanded and cleaned.
 Surfaces pretreated with 2K polyester products and then finely sanded and cleaned.



	VS1	VS2	VS3	VS4	VS5	VS6	VS7
PS1081	100	85	60	-	-	-	-
PS1084	-	15	40	100	75	45	-
PS1087	-	-	-	-	25	55	100

		Standard Sanding	
		Volume	Weight
PS1081		1	100
PS1084			
PS1087			
AR7802		1	55
AR7801*			
AZ9800		0.2	10

* Below 15°C & 30% RH, when drying is too slow, use AR7801 Energy Surfacers Activator LT/LH.



Pot life at 20°C: 30 min - 1 hr

* Setting with AR7801 Energy Surfacers Activator LT/LH, apply within 30 min.



	Spray nozzle	Spray pressure	
Compliant	1.4 - 1.6	1 - 1.5 bar	inlet pressure
HVLP	1.4 - 1.6	0.7 bar	air cap pressure

see manufacturer's instructions



2 - 4 coats

until flat after the first coat, for the subsequent coats no flash-off is required



	AR7802/AZ9800
20 °C	20 min - 1 hr
40 - 45 °C	10 min - 15 min
60 - 65 °C	5 min - 10 min



Guideline for short wave IR equipment
 Half power: 5 - 10 min



P500 - P600



Overcoating within 72 hours
 Surfacers should be sanded and cleaned just prior the application of basecoat.
 Centari Basecoat / Cromax Pro Basecoat + all Cromax Clearcoats
 Centari 2K Topcoats
 Cromax Pro Basecoat + CC6750 Ultra Performance Energy System Clear.

VOC compliant

2004/42/IIB(c)(540) 540: The EU limit value for this product (product category: IIB(c)) in ready to use form is maximum 540 g/l of VOC. The VOC content of this product in ready to use form is maximum 540 g/l.

TECHNICAL DATA SHEET

PS1081 - PS1084 - PS1087

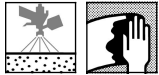


ULTRA PERFORMANCE ENERGY SURFACER

Product preparation - application STANDARD PLASTICS



It is strongly recommended to use appropriate personal protection equipment during application to avoid respiratory, skin and eye irritation.



Repairs to exterior common plastic car parts, sanded and cleaned.
 OEM Primer for plastic, scuff sanded and cleaned.
 New exterior common plastic car parts, tempering 60 min. 60-65°C / first cleaning use a pad ultrafine soaked in 3871S Plastic Prepclean / final cleaning use a cloth moistened with 3950S Anti-static Degreaser.
 Wipe surface to loosen and lift contaminants. Immediately, thoroughly wipe off with a clean cloth.
 Change cloths often, never use dirty cloths.



	VS1	VS2	VS3	VS4	VS5	VS6	VS7
PS1081	100	85	60	-	-	-	-
PS1084	-	15	40	100	75	45	-
PS1087	-	-	-	-	25	55	100

Standard Plastics		
	Volume	Weight
PS1081 PS1084 PS1087	1	100
AR7802 AR7801*	1	55
AZ9700	0.4	20

* Below 15°C & 30% RH, when drying is too slow, use AR7801 Energy Surfacers Activator LT/LH.



Pot life at 20°C: 30 min - 1 hr
 * Setting with AR7801 Energy Surfacers Activator LT/LH, apply within 30 min.



	Spray nozzle	Spray pressure	
Compliant	1.4 - 1.6	1.5 bar	inlet pressure
HVLP	1.4 - 1.6	0.7 bar	atomisation pressure

see manufacturer's instructions



2 - 3 coats
 until flat after the first coat, for the subsequent coats no flash-off is required



	AR7802/AZ9800
20 °C	20 min - 1 hr
40 - 45 °C	10 min - 15 min
60 - 65 °C	5 min - 10 min



P500 - P600



Overcoating within 72 hours
 Surfacers should be sanded and cleaned just prior the application of basecoat.
 Centari Basecoat / Cromax Pro Basecoat + Elastified Cromax Clearcoats
 Elastified Centari 2K Topcoats
 Cromax Pro Basecoat + elastified CC6750 Ultra Performance Energy System Clear.

VOC compliant

2004/42/IIB(c)(540) 540: The EU limit value for this product (product category: IIB(c)) in ready to use form is maximum 540 g/l of VOC. The VOC content of this product in ready to use form is maximum 540 g/l.

TECHNICAL DATA SHEET

PS1081 - PS1084 - PS1087



ULTRA PERFORMANCE ENERGY SURFACER

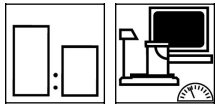
Products

PS1081 Ultra Performance Energy Surfacers - VS1
PS1084 Ultra Performance Energy Surfacers - VS4
PS1087 Ultra Performance Energy Surfacers - VS7

AR7801 Energy Surfacers Activator LT/LH
AR7802 Energy Surfacers Activator

AZ9700 Ultra Performance Plastic Additive
AZ9800 Energy Surfacers Accelerator
XB383 Standard Thinner
XB387 HI-Temp Thinner

Product mix



Mixing ratios with special agents are available in the productmix table on ChromaWeb and in the specific TDS.



80 - 150 μm

Theoretical coverage

390 m^2/l at 1 micron dry film thickness

Due to different activator characteristics and different mixing ratios of the ready-to-use mixture in some TDS versions, the theoretical coverage calculation may vary.

Note: The practical material consumption depends on several factors, e.g. geometry of the object, surface formation, application method, spray gun setting, inlet pressure, etc.



Clean after use with a suitable solventbased guncleaner.

TECHNICAL DATA SHEET

PS1081 - PS1084 - PS1087



ULTRA PERFORMANCE ENERGY SURFACER

Remarks

- Mix thoroughly by hand before placing the can on mixing machine.
- Humidity has an accelerating influence on the drying performance and potlife.
- Do not use Wash Primer under Ultra Performance Energy Surfacers PS1081 - PS1084 - PS1087.
- The use of the PS1800 Metal Pretreatment Wipes is mandatory for bare metal substrates. Non-use can be detected analytically.
- Material has to be at room temperature (18-25°C) before use.
- Can also be applied with short intermediate flash-off time to isolate Putty repairs.
- Surplus ready for use material should not be returned to original can.
- Very early sanding will be achieved with premium / flexible sanding discs.
- Sandable as of 20 min depending on the humidity / temperature and dry film thickness.
- After usage all cans must be closed immediately.
- If required, for large areas up to 5% thinner can be added to the mixed material.
- If Ultra Performance Energy Surfacers PS1081 - PS1084 - PS1087 is mixed with AZ9700 Ultra Performance Plastic Additive, this mixture can also be applied to adjacent metal parts (bare metal areas need to be pre-primed with PS1800 Metal Pretreatment Wipes) although this is not the primary intention.
- **For improved adhesion properties, particularly on critical plastic substrates such as e.g. PP, the use of Cromax Plastic Adhesion Promotor 800R/800RA prior the application of PS1081 - PS1084 - PS1087 Ultra Performance Energy Surfacers mixed with AZ9700 Ultra Performance Plastic Additive is recommended.**
- For more detailed information, e.g. suitable plastic substrates, please refer to the Cromax Plastic Painting System Data Sheet CXPlasticSystem.
- It is recommended that PS1081 - PS1084 - PS1087 be removed if the 72hr topcoat window is exceeded.

Intermediate Valueshades can also be obtained by mixing PS1081 and PS1087.

	VS1	VS2	VS3	VS4	VS5	VS6	VS7
PS1081	100	96	90	75	55	35	-
PS1087	-	4	10	25	45	65	100

Consult Safety Data Sheet prior to use. Observe the precautionary notices displayed on the container.

All other products referred to in the refinish build up are from our Cromax product range. System properties will not be valid when the related material is used in combination with any other materials or additives which are not part of our Cromax product range, unless explicitly indicated otherwise.

For professional use only! The information provided in this documentation has been carefully selected and arranged by us. It is based upon our best knowledge on the subject at the date of issuance. The Information is given for information purposes only. We are not liable for its correctness, accuracy and completeness. It is up to the user to check the information with regard to up-to-dateness and suitability for his intended purpose. The intellectual property in this Information, including patents, trademarks and copyrights, is protected. All rights reserved. The relevant Material Safety Data Sheet and Warnings displayed on the product label need to be observed. We may modify and/ or discontinue operation of all or portions of this Information at any time in our sole discretion, without notice and assume no responsibility to update the Information. All rules set forth in this clause shall apply accordingly for any future changes and amendments.